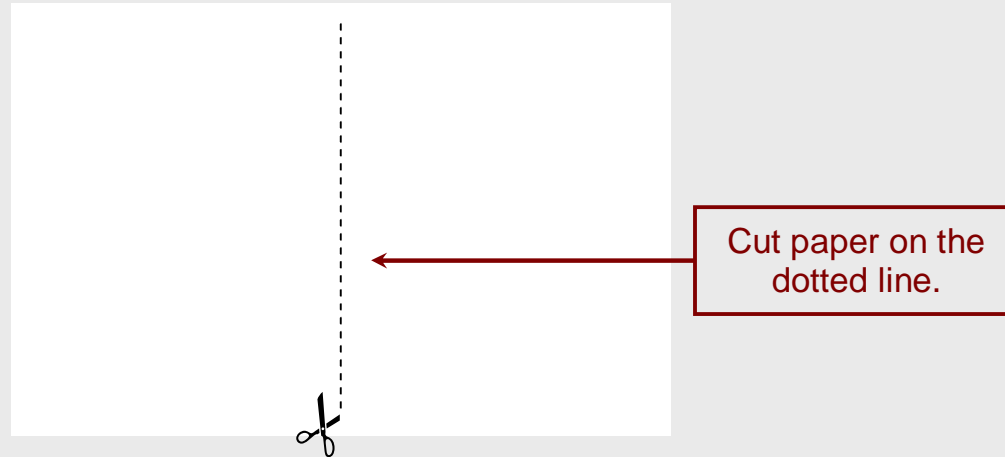
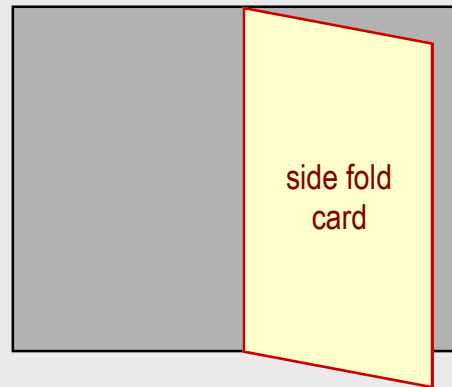
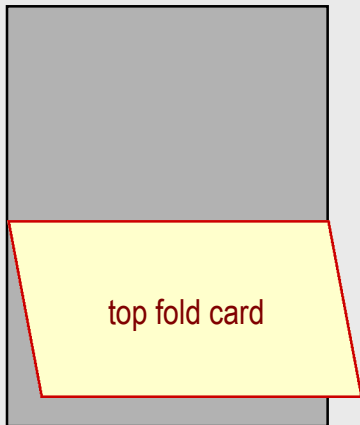


1. Click on link for note card design you want to download. (Design will open in a separate window.)
2. Print design on card stock (110 lb). For each 8½"x11" piece of card stock there are two 4¼" x 5½" note cards.
3. Cut paper on dotted line



4. Fold each note card in half



5. Place note card in an invitation envelope (4⅜" x 5¾") [available at WalMart and most office supply stores]